

REVERONE
Light

The windows and French doors ReverOne swing are the ideal solution for any style of home, both classic and modern. The possibility of choosing two different colors, one for the front and one for internal and external, thus adapting to any room of the house, makes them unique in style. But to make them unique is above all their particular structure consisting of an inner side in wood, which retains heat and gives and enhances the beauty of the surrounding environment, and from an outer side in aluminum, in order to enable a long life and personalize with countless finishes.

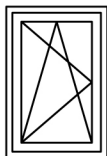
Light Line

The window REVER-ONE light offers modern design and excellent comfort combined with high-quality technology:

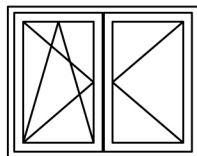
- More light through large-scale glazings
- Narrow sliding frames and frameless side elements
- Easy operation of sash up to 120 kg sash weight
- Energy efficient and heating cost saving
- No tripping hazard due to low threshold height
- Attractive colours for individual design requests
- Better stability due to glass fibre low threshold
- Toughened panes protect from injuries when glass breakages
- Can be perfectly combined with all other REVER-AL and REVER-ONE window and sliding systems by G&G




REVERONE



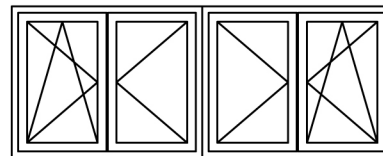
Window-Balcony
1 door with flap
door



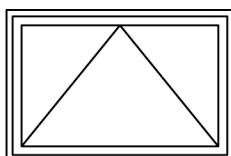
Window-Balcony
2 doors with flap
door




Window-Balcony
3 doors with flap
door



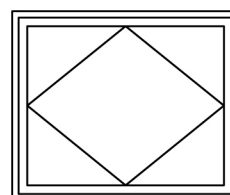
Window-Balcony
4 doors with flap
door



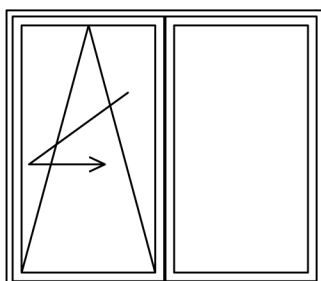
Wasistas



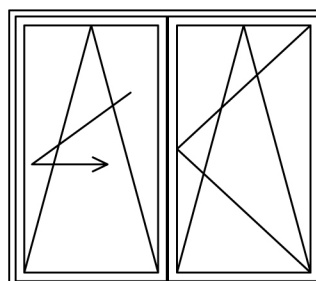
Fix



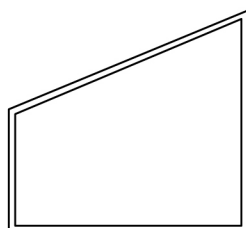
Bascule window



Sliding 1 door

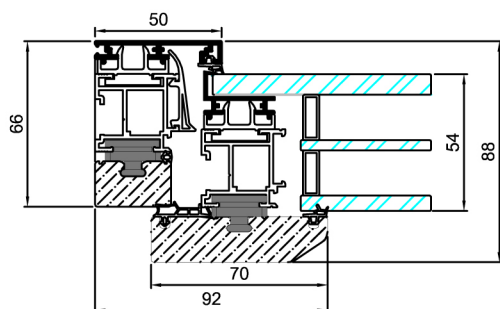


Sliding 2 doors

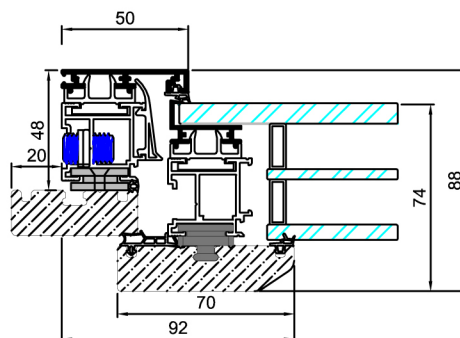


Out of square

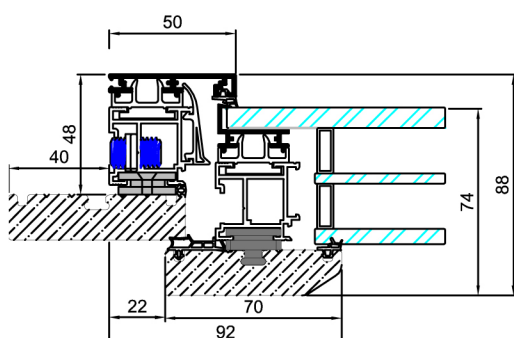
EXTERNAL



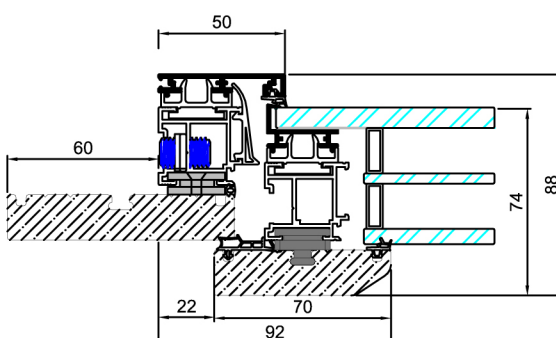
LATERAL NODE TLMC + A3MW
Double chamber glazing
44.1-18-4-18-33.1
low emissive with argon gas



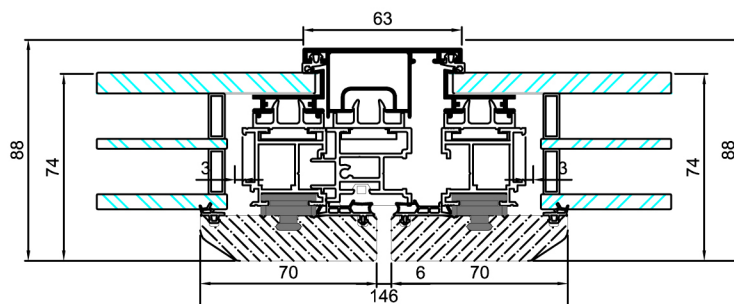
LATERAL NODE DETZMC20+A3MW
Double chamber glazing
44.1-18-4-18-33.1
low emissive with argon gas



LATERAL NODE TZMC40+A3MW
Double chamber glazing
44.1-18-4-18-33.1
low emissive with argon gas



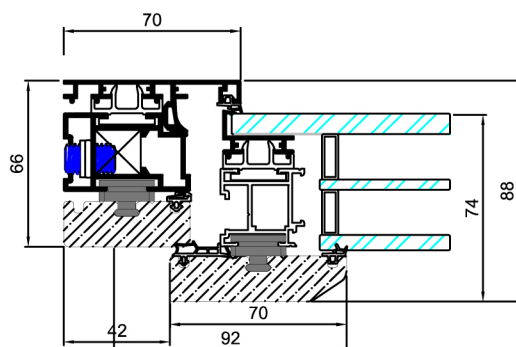
LATERAL NODE TZMC60+A3MW
Double chamber glazing
44.1-18-4-18-33.1
low emissive with argon gas



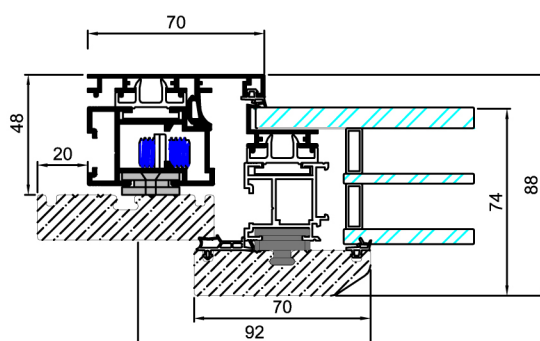
CENTRAL NODE
Double chamber glazing
44.1-18-4-18-33.1
low emissive with argon gas

INTERNAL

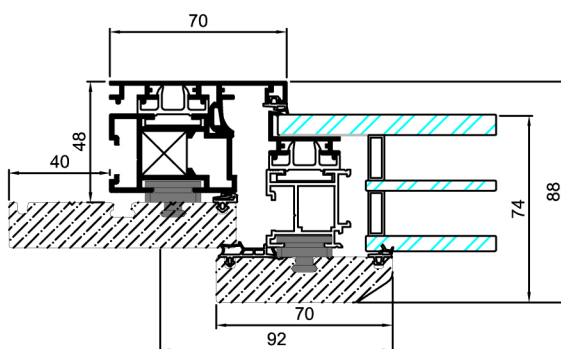
EXTERNAL



LATERAL NODE TLC+A3MW
Vetro doppia camera
33.1-18-4-18-33.1
basso emissivo con gas argon



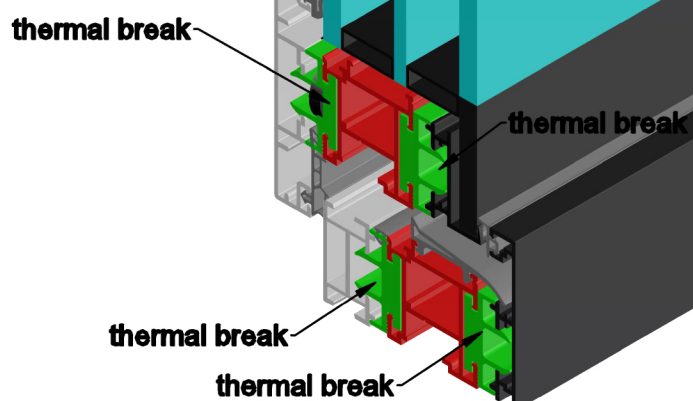
LATERAL NODE TZC20+A3MW
Vetro doppia camera
33.1-18-4-18-33.1
basso emissivo con gas argon



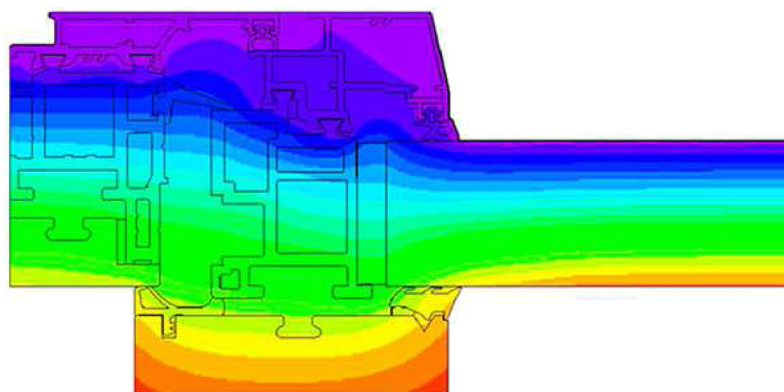
LATERAL NODE TZC40 + A3MW
Vetro doppia camera 33.1-18-4-18-33.1
basso emissivo con gas argon

INTERNAL

**Internal
View**



**External
View**



Uw till 0.9



WINDOW RIGHT FOR
PASSIVE HOUSES



PRODUCTION SITE

**S.P. 92, Trepuzzi - Surbo
73019 - Trepuzzi (Le)
Italy**

**+39 0832 79 42 26
info@g-and-g.it**

SHOWROOM

**S.S. 7 Ter - Via Lecce
73012 - Campi Salentina (Le)
Italy**

**+39 379 17 26 546
info@infissistore.it**

www.g-and-g.it